GABRIELLE PIMENTEL

Architect & Interior Designer

Lisbon, Portugal

PORTFOLIO

Hi, I'm Gabrielle, and in this file you will find some of the projects I have worked on recently.

Get in touch to find out how I can help you with your project!
Follow @elle.arquiteturaeinteriores on Instagram!

+351 932 728 143
gabriellepimentel.arq@gmail.com

FULLLINES | Architectural Construction Documents | Feb. 2025

Italian Republic Restaurant Ubbo – Lisbon, construction documents produced in Archicad

This project involved the refurbishment of a restaurant in the Italian Republic chain, reusing several building elements and pieces of equipment from the previous unit, and optimising costs and construction time without compromising the quality of the final result.

FULLLINES | Architectural Construction Documents | Feb. 2025

Italian Republic Restaurant Ubbo – Lisbon, construction documents produced in Archicad



FULLLINES | Architectural Construction Documents | Feb. 2025

Italian Republic Restaurant Ubbo – Lisbon, construction documents produced in Archicad

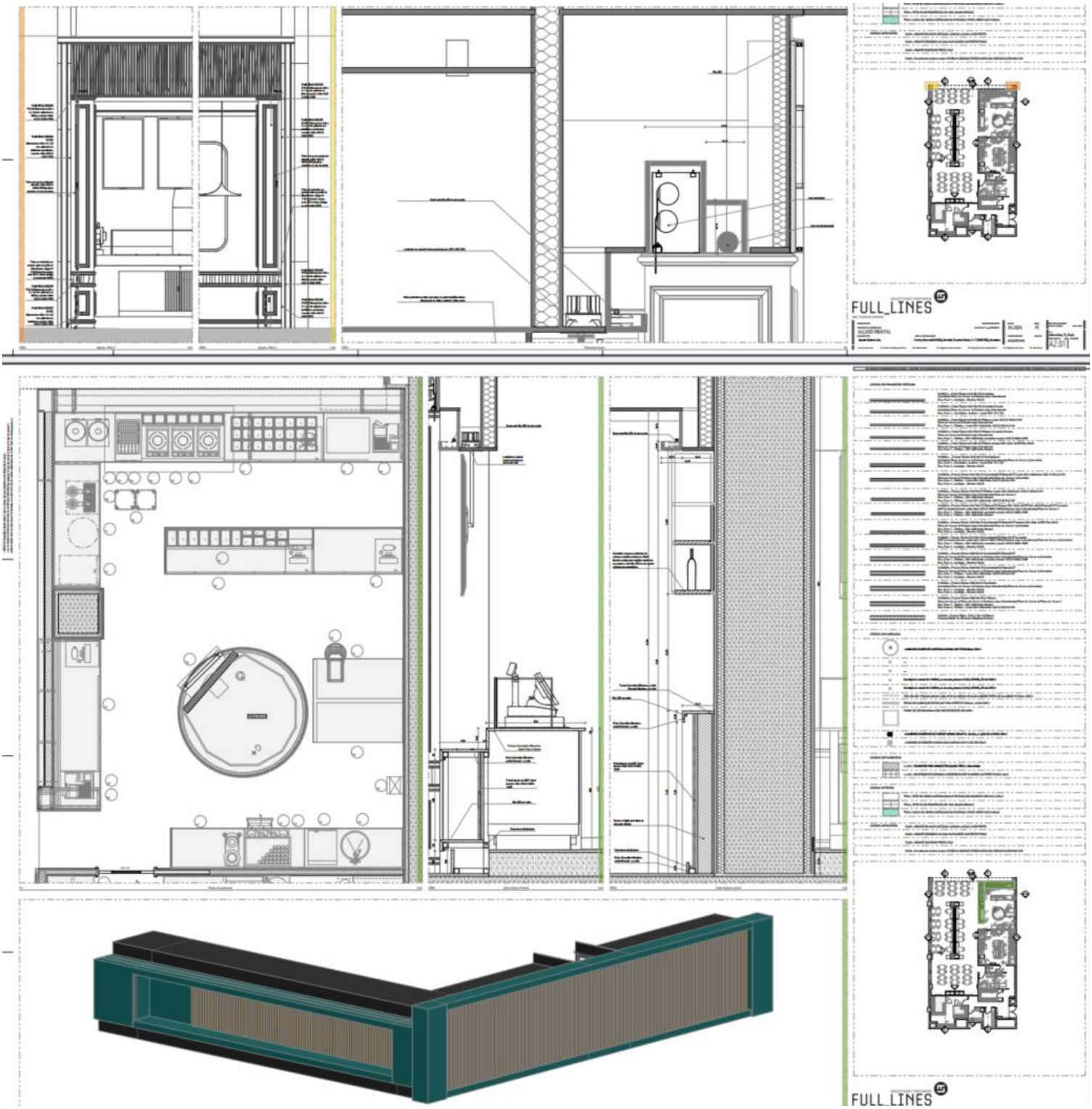

3D Renders | Italian Republic Restaurant Ubbo - Lisbon

Completed Project | Italian Republic Restaurant Ubbo - Lisbon

Interior Design Project | Hotel Prior Velho | May 2026

Interior design for a hotel near Lisbon Airport – Under construction.

This project presents a contemporary boutique hotel in Lisbon, designed to transform the transitory experience associated with an airport hotel into one of permanence, comfort and identity.
The project's identity is built through a material and sensory approach, highlighting the relationship between architecture, interiors, light, texture and colour. The result is a series of spaces that are distinct from one another, yet coherent within a shared language.
Materiality plays a central role: dark wood, mineral and stone finishes, fabrics, metals and a palette of earthy tones create a warm and sophisticated atmosphere. Almada Negrais stone, particularly present in the reception and in pieces of furniture, brings a natural and artisanal dimension to the space.
The common areas and circulation spaces take on a more intense and enveloping expression, while the guest rooms adopt a calmer, brighter and more residential language.
The project comprises 31 rooms, shared dining and social areas, a bar and a rooftop lounge — spaces conceived as extensions of the guest experience, beyond the simple function of accommodation.
Its proximity to Lisbon Airport, initially associated with a sense of transit, thus becomes the starting point for a hospitality experience defined by comfort, identity and the appreciation of the senses.

3D Renders | Hotel Prior Velho - Lisbon

3D Renders | Hotel Prior Velho - Lisbon

Finishes/Moodboard | Hotel Prior Velho - Lisbon

Main Finishes

RAL 8007 | RAL 020 60 20 | RAL 9001 BEGE | RAL 090 80 10 Tecido - Cortina BlackoutDreamscape-804-Fawn | RAL 8017 CHOCOLATE BROWN | RAL 020 30 20 | RAL 7039

Suggested **secondary** colour palette for decorative objects and utensils

3D Renders | Hotel Prior Velho – Lisbon - Reception

3D Renders | Hotel Prior Velho – Lisbon - Reception



3D Renders | Hotel Prior Velho – Lisbon - Circulation



3D Renders | Hotel Prior Velho – Lisbon – Dining Room

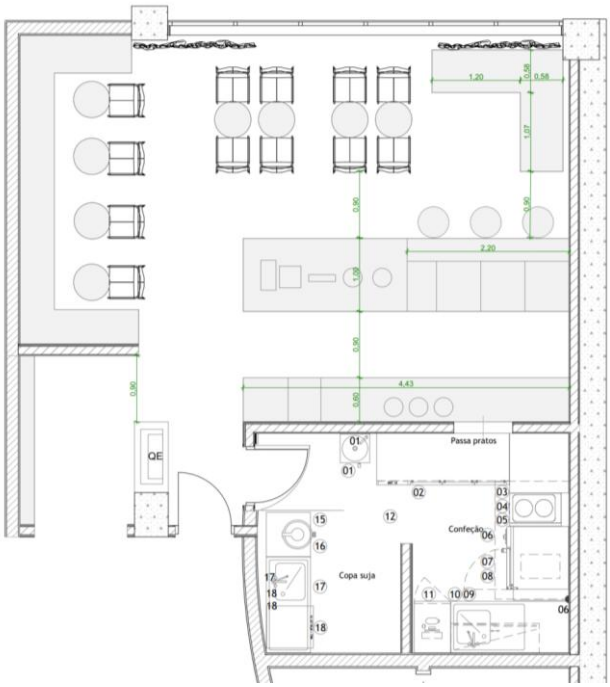

3D Renders | Hotel Prior Velho – Lisbon – Dining Room

FULLLINES | Architectural Construction Documents | Dec. 2025

Sabor Gaúcho Restaurant – Amoreiras Shopping Centre, Lisbon | Construction documents in Archicad.

This project presents Sabor Gaúcho, a restaurant specialising in Brazilian barbecue. The main aim of the proposal was to translate and reinforce the brand identity within the space, adapting it to the context and design language of the Amoreiras Shopping Centre in Lisbon.
Through the choice of materials, colours and design elements, the aim was to create a welcoming and contemporary atmosphere, while preserving the essence and identity of Brazilian cuisine.
The restaurant is now open, offering its guests the experience of tasting the traditional flavour of Brazilian barbecue.

FULLLINES | Architectural Construction Documents | Dec. 2025

Sabor Gaúcho Restaurant – Amoreiras Shopping Centre, Lisbon | Completed Project

FULLLINES | Architectural Construction Documents | Dec. 2025

Sabor Gaúcho Restaurant – Amoreiras Shopping Centre, Lisbon | Completed Project

FULLLINES | Architectural Construction Documents | Jun. 2025

Café Gourmet – Atrium Saldanha Shopping Centre, Lisbon | Completed Project



FULLLINES | Architectural Construction Documents | Jun. 2025

Café Gourmet – Atrium Saldanha Shopping Centre, Lisbon | Completed Project

ÔCO - Ideias E Projectos De Arquitectura Lda, Lisbon | Dec. 2024

Residential building permit project.

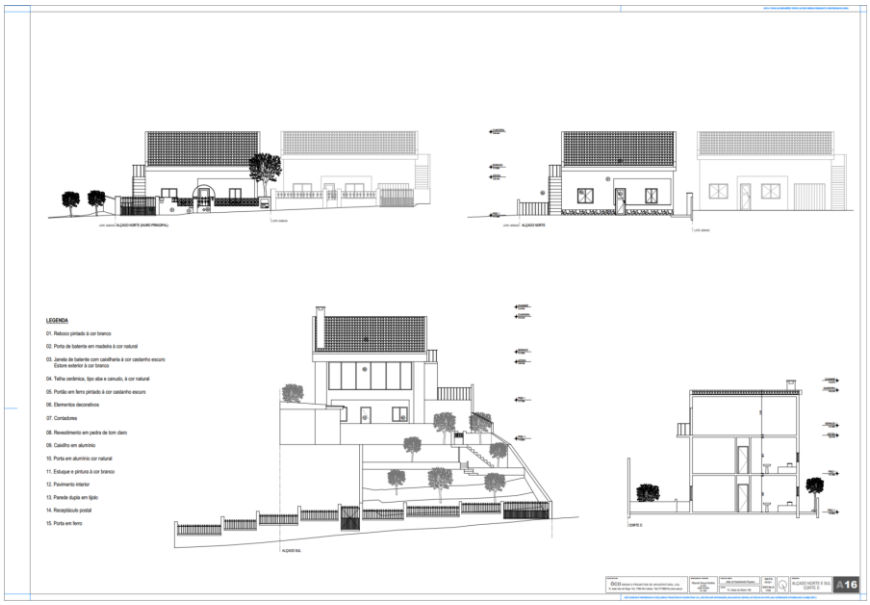

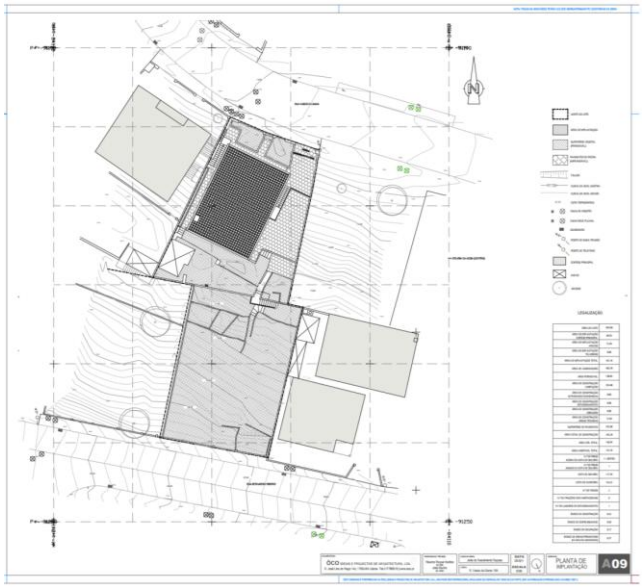

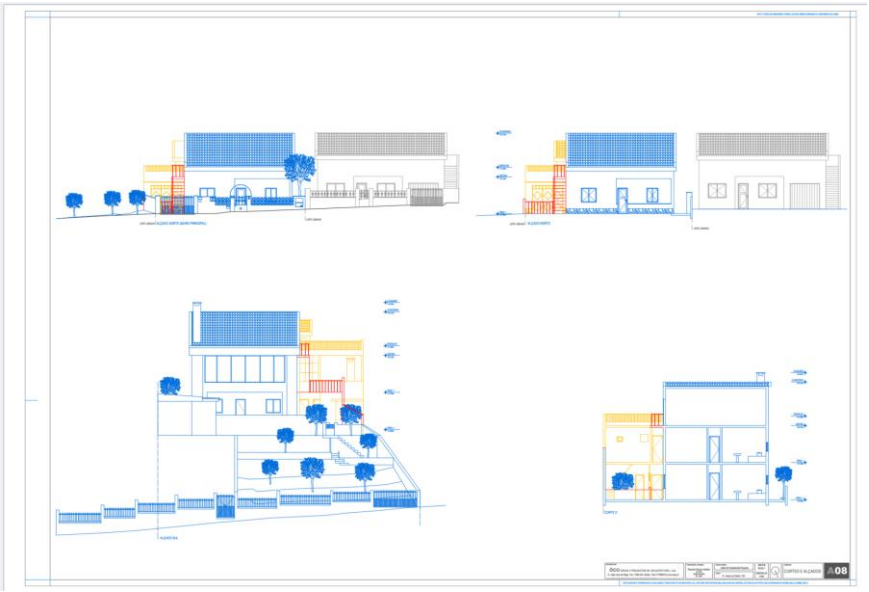

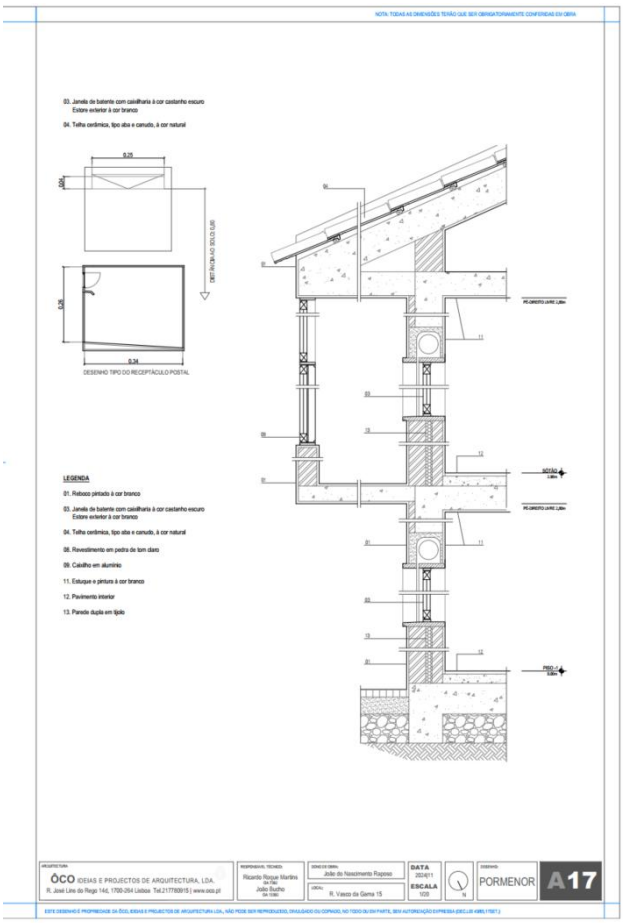

LCVC | Architecture Studio, São Paulo | Nov. 2022

Bathroom: construction documents and detailing produced in AutoCAD.

LEGENDA/TABELA QUANTITATIVA			
Quantidade	Ambiente	Referência	Descrição Luminária
06	Banho Master		Embutido mini dicróica – fundo preto – Marca Revoluz – Linha Laini – Cód. RE–1122 – Lâmpada mini–dicróica de LED
02	Banho Master		Embutido dicróica – fundo preto – Marca Revoluz – Linha Laini – Cód. RE–1123 – Lâmpada dicróica de LED
02	Banho Master		Embutido duplo dicróica – fundo preto – Marca Revoluz – Linha Sura – Cód. RE–1213/2 – Lâmpada dicróica de LED
04	Banho Master–nicho estante		Embutido redondo para lâmpada bipino de LED na marcenaria
40ML	Banho Master –nicho box e estantes		Acessório led perfil de sobrepor alto 1,7x1,4cm preto REVOLUZ + fita de LED SMD 2835–240LEDS/M – 3.000K – IP20–4800LM –24W – REVOLUZ
07ML	Banho Master – espelho		Espelho cristal lapidação reta com LED embutido – Acessório led perfil de embutir alto 1,7x1,4cm preto REVOLUZ + fita de LED SMD 2835–240LEDS/M – 3.000K – IP20–4800LM –24W – REVOLUZ
LEGENDA INTERRUPTORES			
S–n	Interruptor simples		

NOTAS:
- Verificar legenda nas próximas folhas;
- Luminárias cotadas pelo eixo;
- Verificar altura das luminárias (arandelas, bipinos, pendentes, fita de led) na folhas de Elétrica;

LEGENDA FORRO	
Ref.	Descrição
	Forro de gesso acartonado tipo dry wall FGE tabicado

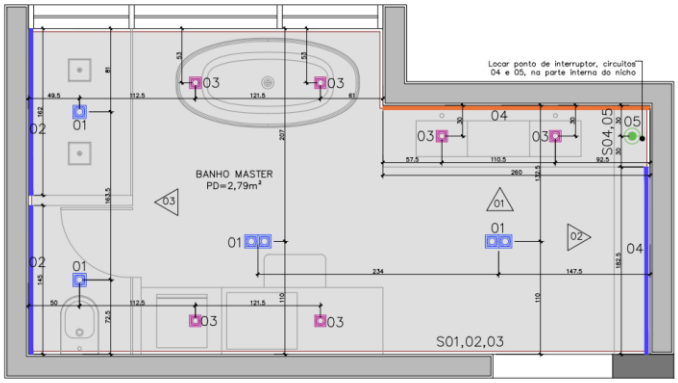

PLANTA DE ILUMINAÇÃO
Banho Master

LEGENDA:
- Alvenaria existente
- Demolir
- Construir

NOTA:
– PLANTA DE ARQUITETURA COM MEDIDAS "OSSO";
– OS REQUADROS DAS JANELAS DEVEM CONSIDERAR ESPAÇO DE 1cm DE CADA UM DOS LADOS PARA O CONTRA–MARCO (EX. VÃO DE 72cm PARA CAIXILHO DE 70cm);
– MEDIDAS DE NICHO ACABADAS (JÁ CONSIDERANDO ACABAMENTO);

TIPO	DESCRIÇÃO (LxAxPeitoril)	AMBIENTE
CA 01	3,45X1,60 – 0,80	Banho Master

TIPO	SOLEIRAS E BAGUETES	ACABAMENTO
01	Soleira 116x23	Branco Prime
02	Baguete Box 70x03	Branco Prime
03	Baguete Box 162x03	Branco Prime

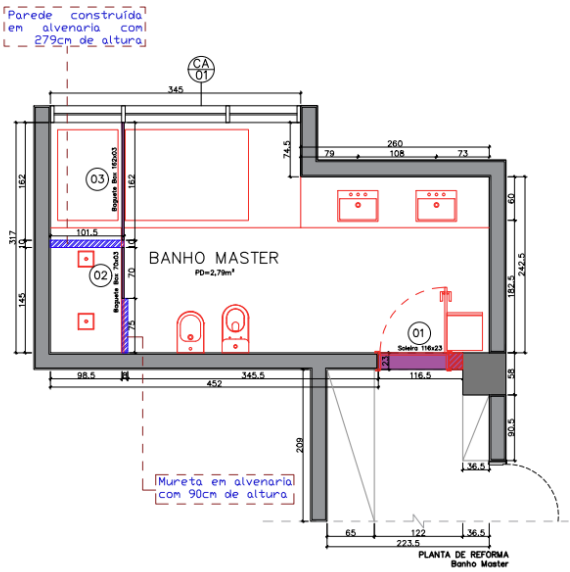

PLANTA DE REFORMA
Banho Master

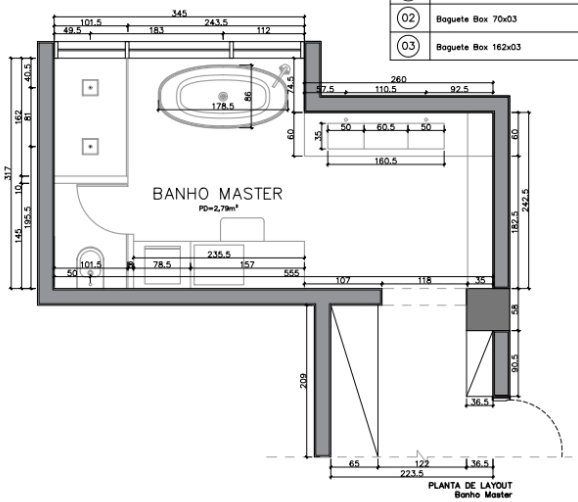

PLANTA DE LAYOUT
Banho Master

LCVC | Architecture Studio, São Paulo | Nov. 2022

Bathroom: construction documents and detailing produced in AutoCAD.



PLANTA BANCADA
Banho Master

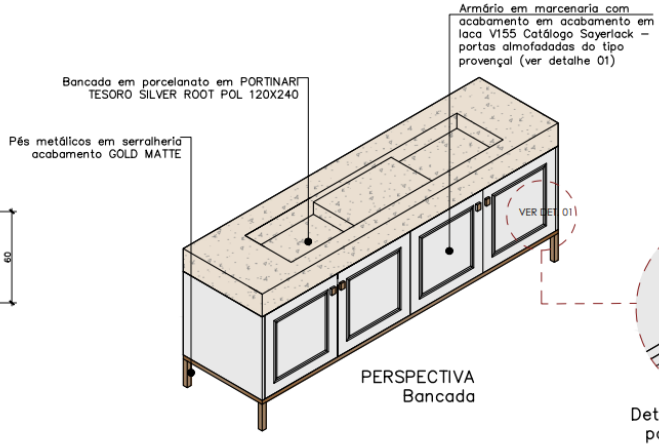

PERSPECTIVA
Bancada

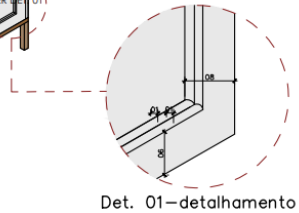

Det. 01–detalhamento
porta com molduras

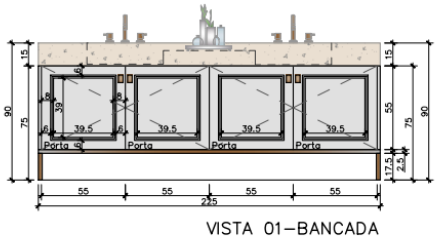

VISTA 01–BANCADA
Banho Master

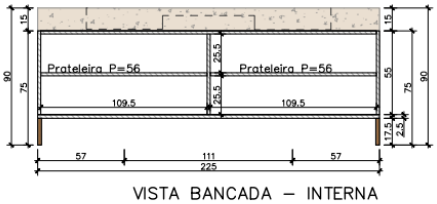

VISTA BANCADA – INTERNA
Banho Master

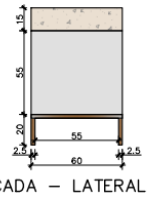

VISTA BANCADA – LATERAL
Banho Master



VISTA 02
Estante metálica



PLANTA
Estante metálica

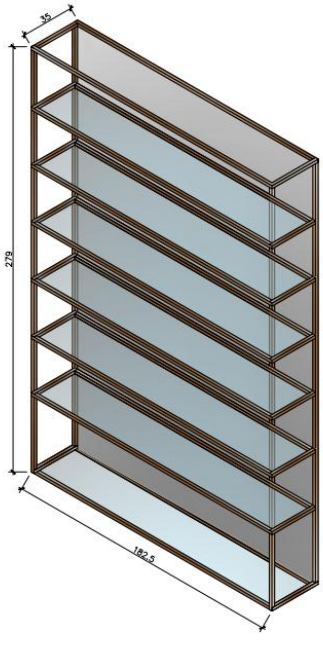

PERSPECTIVA
Estante metálica



IMAGEM 3D
Banho Master

IMAGEM 3D
Banho Master

LCVC | Architecture Studio, São Paulo | Nov. 2022

Bathroom: construction documents and detailing produced in AutoCAD.

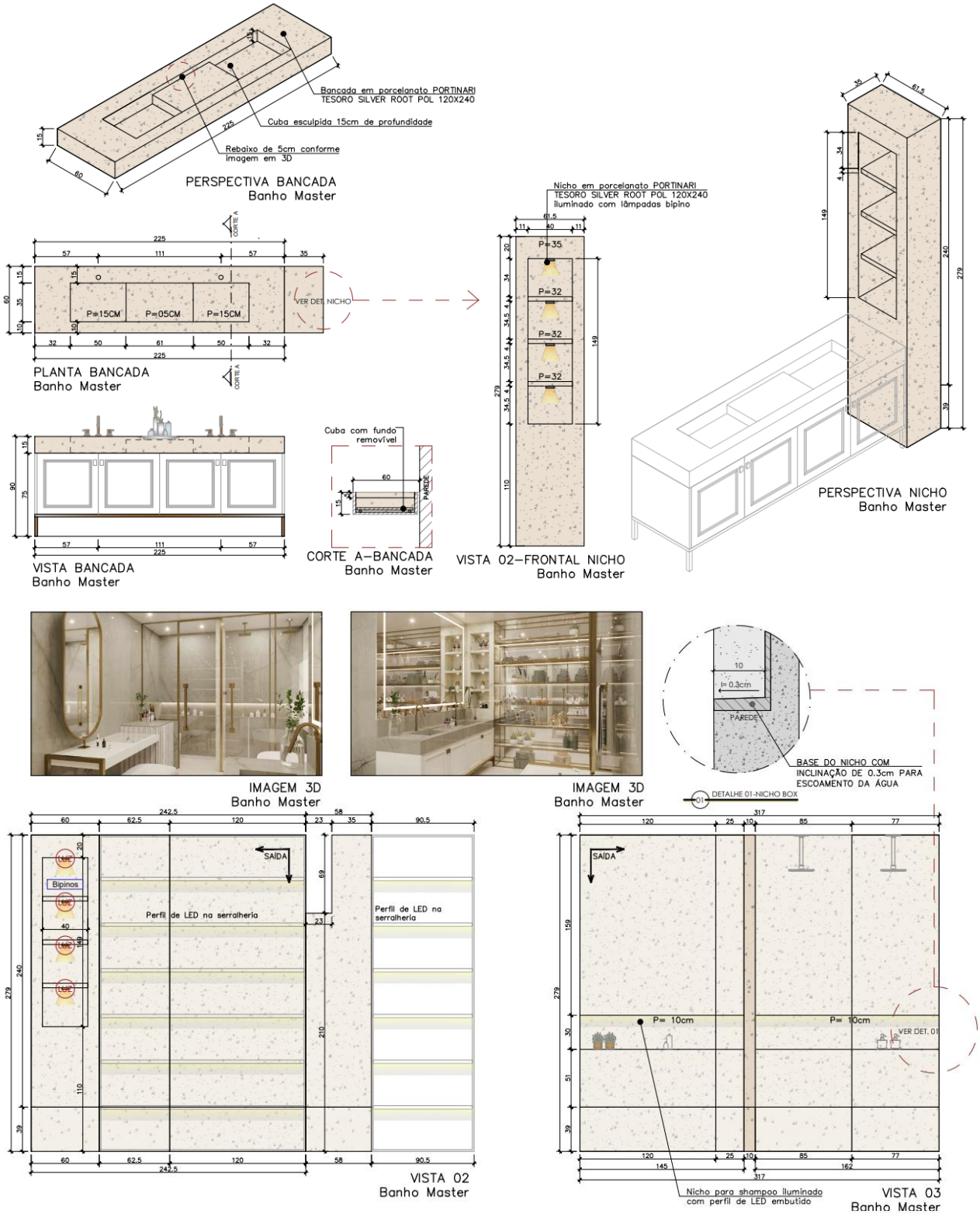

LUITA TRENCH | Architecture Studio, São Paulo | Oct. 2021

Complete residential project for a house in Alphaville, SP.

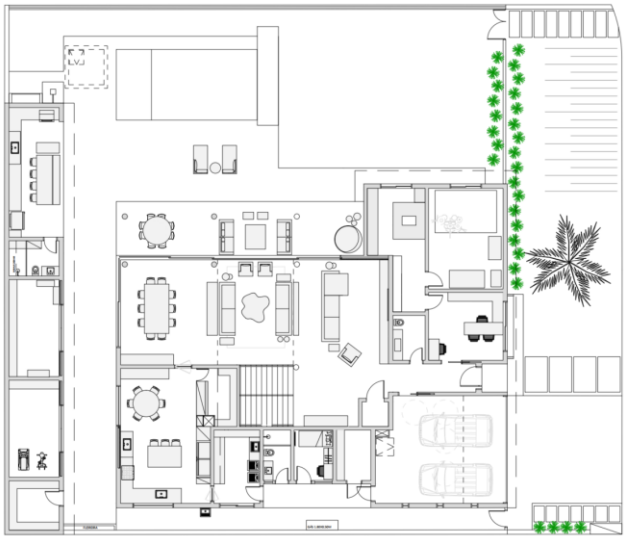

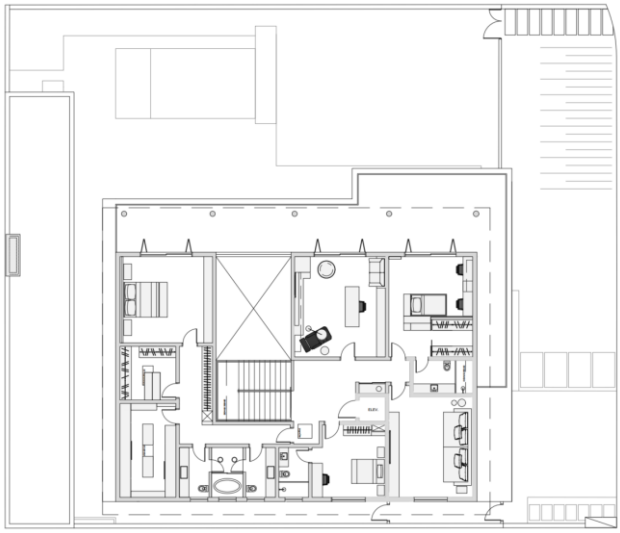

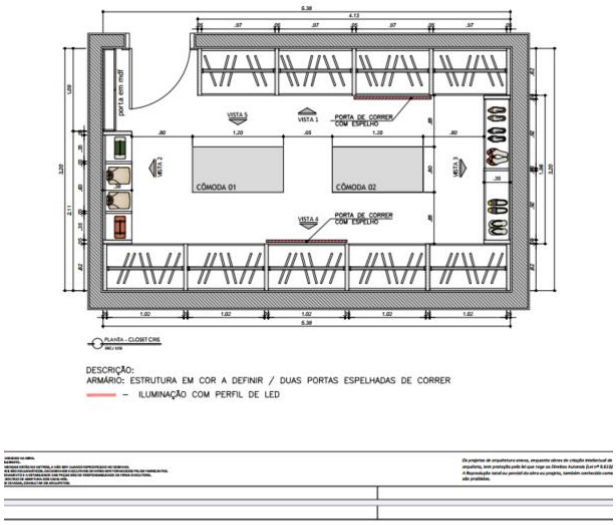

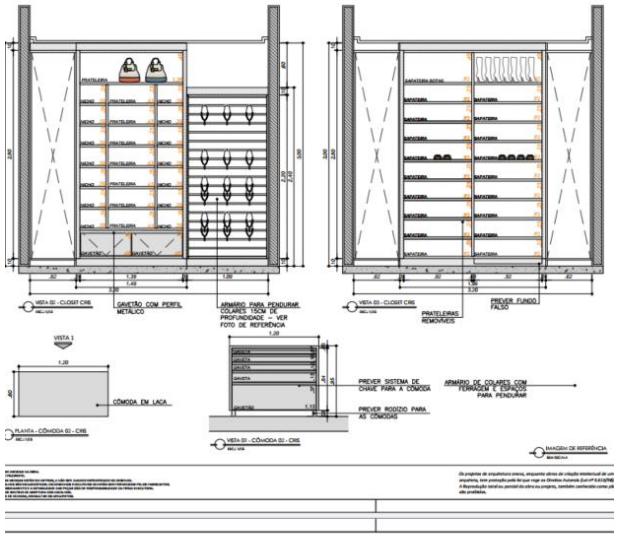

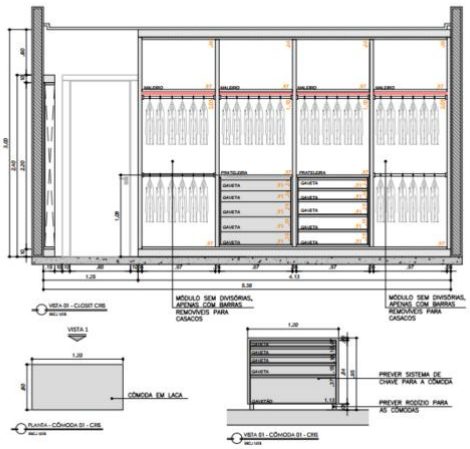

LOOKING FORWARD TO HEARING FROM YOU

gabriellepimentel.arq@gmail.com